



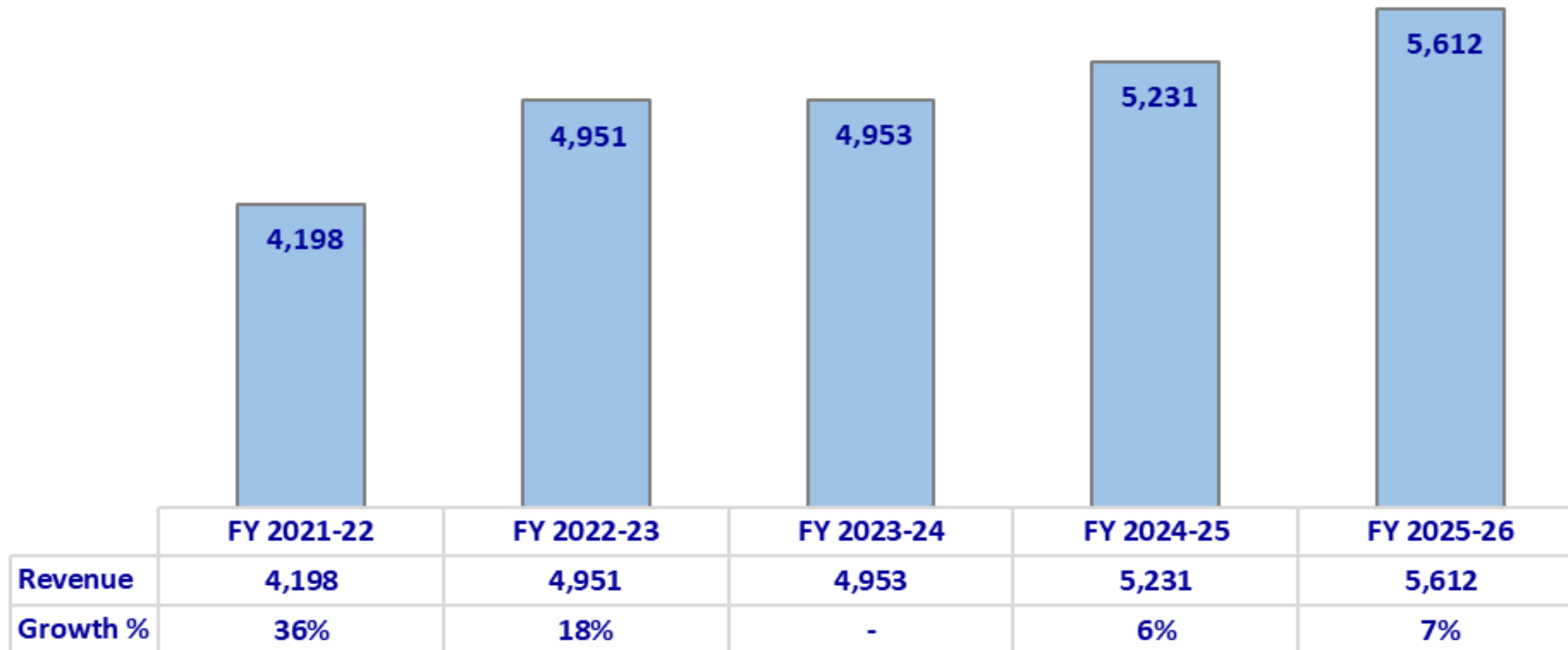
SUNDRAM FASTENERS LIMITED

Investor Presentation – Year Ended 31th March 2026



SFL Standalone – Total revenue

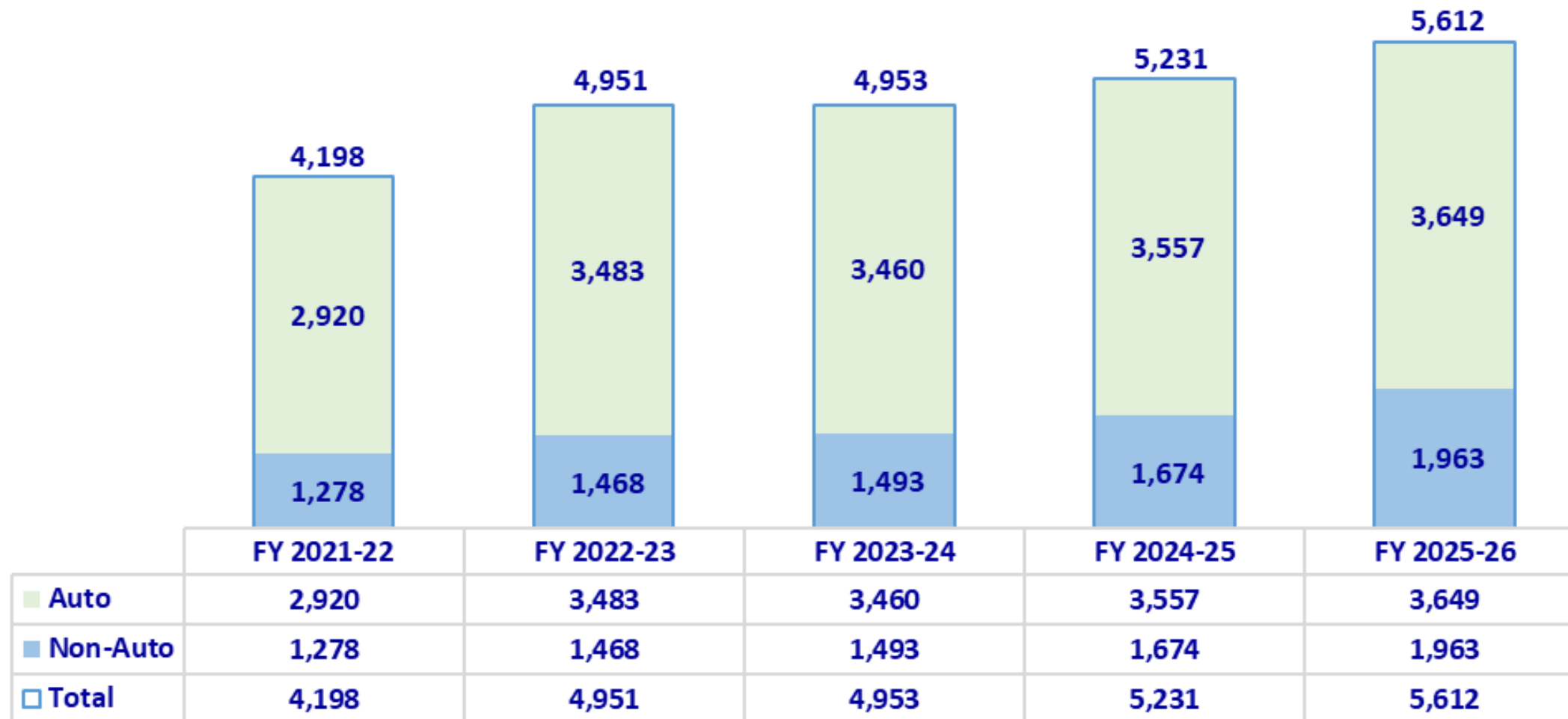
₹ crores





SFL Standalone – Total revenue – Auto vs Non-auto

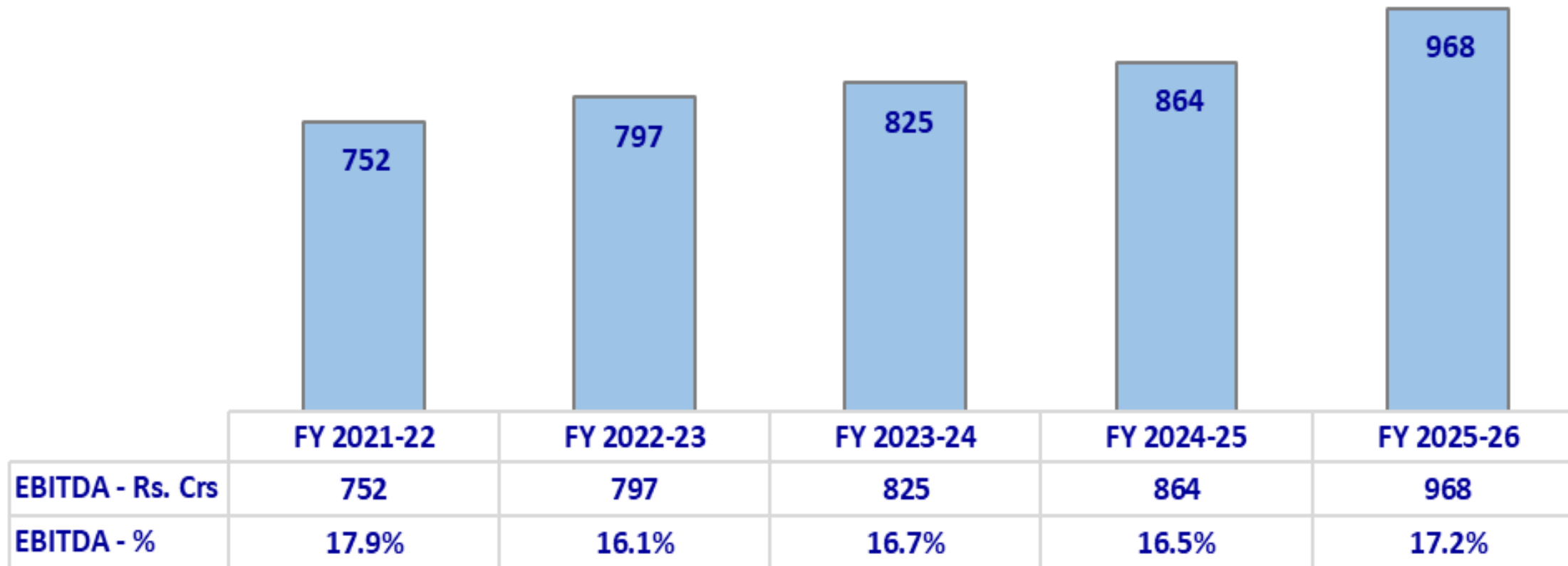
₹ crores





SFL Standalone - EBITDA Trend

₹ crores

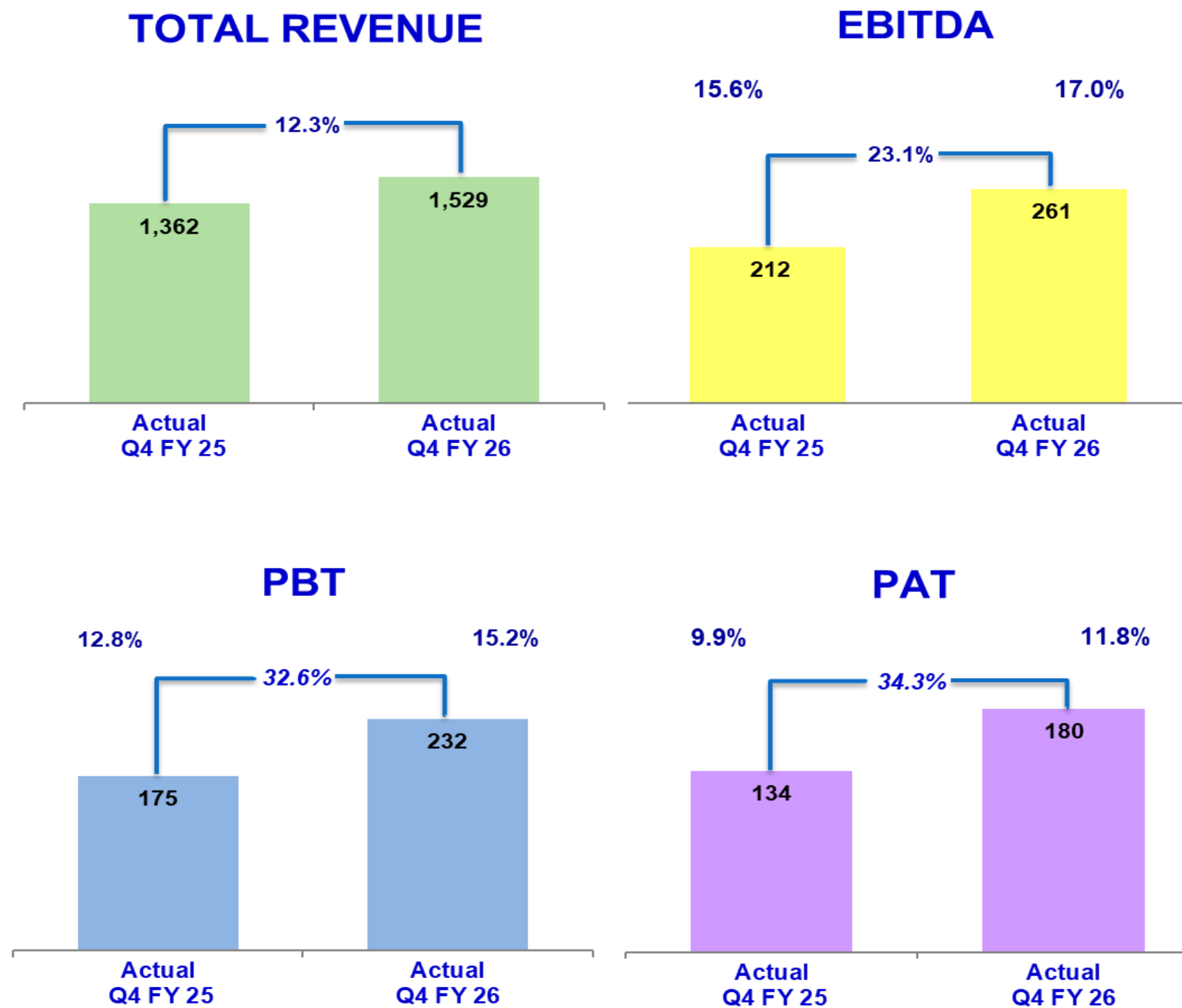




SFL Standalone - Financial performance

Q4 FY 26 Vs Q4 FY 25

₹ crores



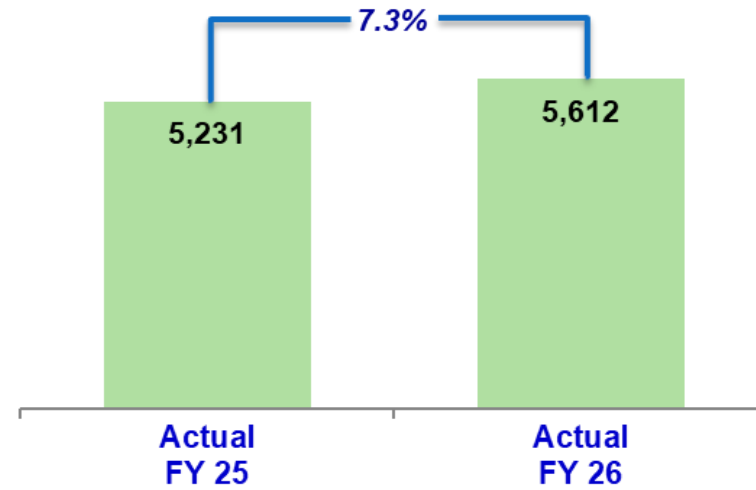


SFL Standalone - Financial performance

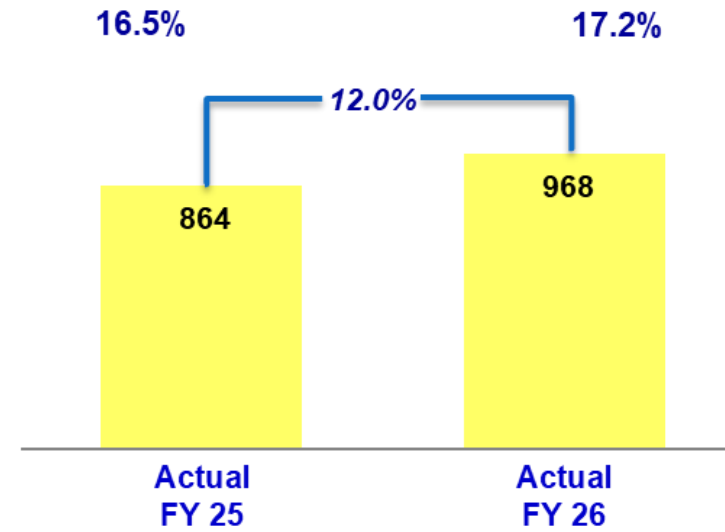
FY 26 Vs FY 25

₹ crores

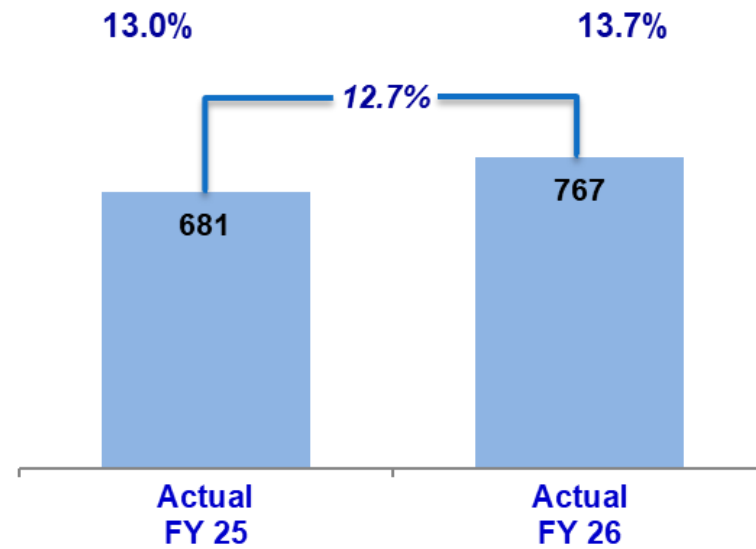
TOTAL REVENUE



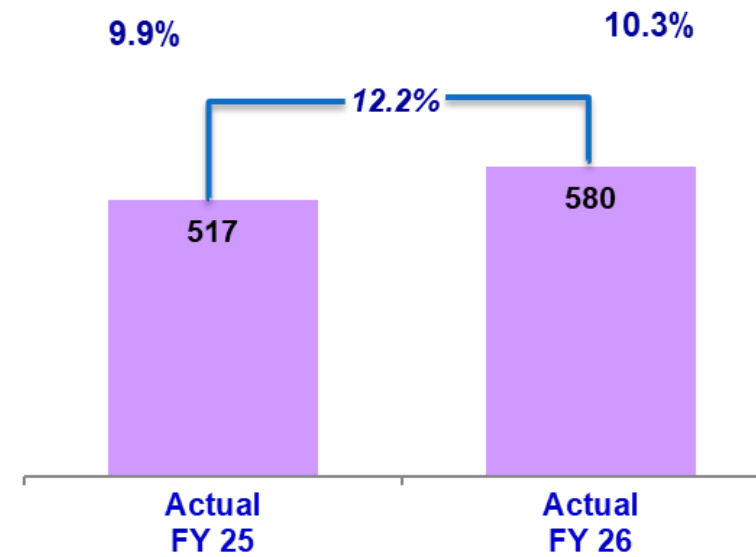
EBITDA



PBT



PAT





SFL Standalone – Key results

Quarter ended March 31, 2026

Standalone Financials

- Total revenue at Rs. 1,529.09 Crores
- Profit before Tax (PBT) at Rs. 231.86 Crores
- Profit after Tax (PAT) at Rs. 179.88 Crores

- The revenue from operations was at Rs 1,502.05 crores for the quarter ended March 31, 2026, as against Rs 1,353.99 crores in the previous year.
- The domestic sales for the quarter ended March 31, 2026, were at Rs 1,028.57 crores as against Rs 900.42 crores during the previous year, registering a strong growth of 14%.
- Despite the global headwinds, the export sales for the quarter ended March 31, 2026, were at Rs 432.31 crores as against Rs 409.62 crores during the previous year.
- The Profit before Tax (PBT) has crossed Rs 200 crores for the first time, registering a strong growth of 33% in the quarter ended March 31, 2026, at Rs 231.86 crores as compared to Rs 174.60 crores during the same period in the previous year.
- The Company has also registered its highest ever net profit for a quarter at Rs 179.88 crores for the quarter ended March 31, 2026, compared to Rs 134.37 crores during the same period in the previous year, registering a growth of 34%.
- Earnings per share for the quarter ended March 31, 2026, amounted to Rs 8.56 and was Rs 6.39 in the corresponding period last year.



SFL Standalone – Key results

Year ended March 31, 2026

Standalone Financials

- Total revenue at Rs. 5,612.15 Crores
- Profit before Tax (PBT) at Rs. 767.41 Crores
- Profit after Tax (PAT) at Rs. 580.38 Crores

- The revenue from operations was at Rs 5,542.06 crores for the year ended March 31, 2026, as against Rs 5,209.74 crores in the previous year.
- The domestic sales for the year ended March 31, 2026, were at Rs. 3,911.39 crores compared to Rs. 3,457.95 crores during the previous year, registering a robust growth of 13%.
- The net profit for the year ended March 31, 2026, was at Rs 580.38 crores as against net profit of Rs 517.01 Crores in the previous year.
- The Earnings per share for the year ended March 31, 2026, amounted to Rs 27.62 compared to Rs 24.60 in the previous year.



SFL Standalone - Other highlights

Capital expenditure

- To drive long-term growth, the Company has incurred Rs 404.27 crores towards capital expenditure as part of capacity expansion of existing lines of business and new projects. These investments will significantly enhance the Company's capability to meet customer demand in the auto and non-auto segments.

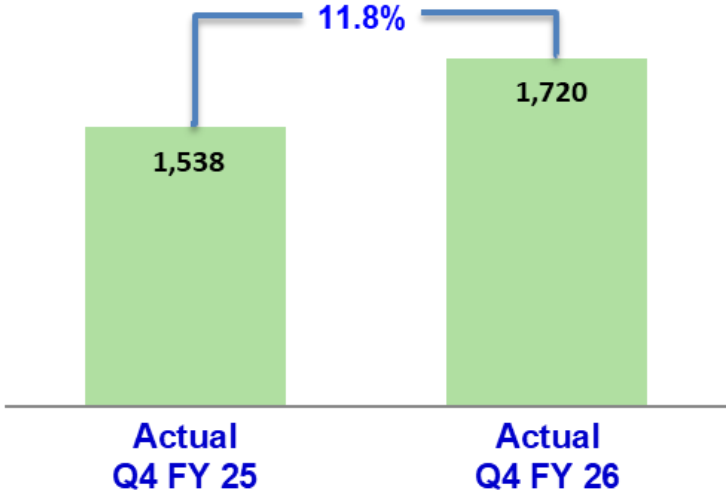


SFL Consolidated - Financial performance

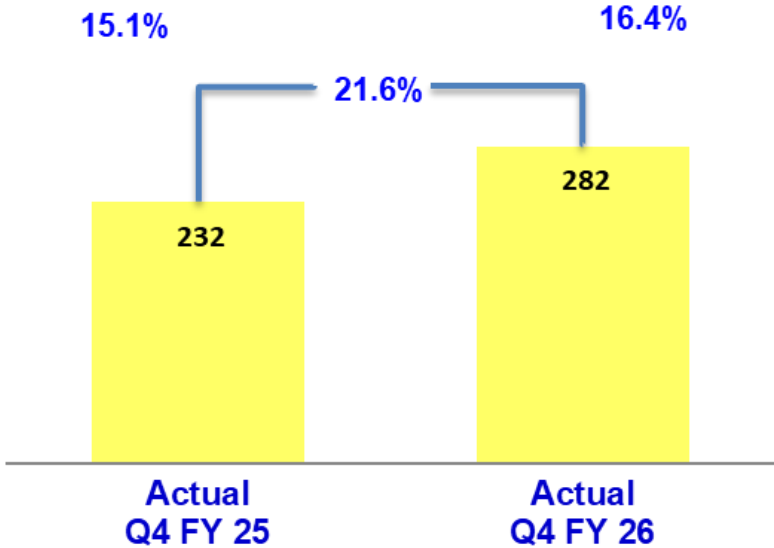
Q4 FY 26 Vs Q4 FY 25

₹ crores

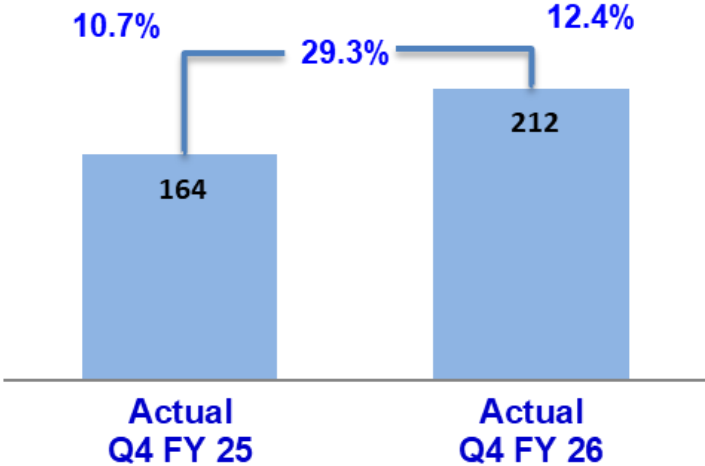
TOTAL REVENUE



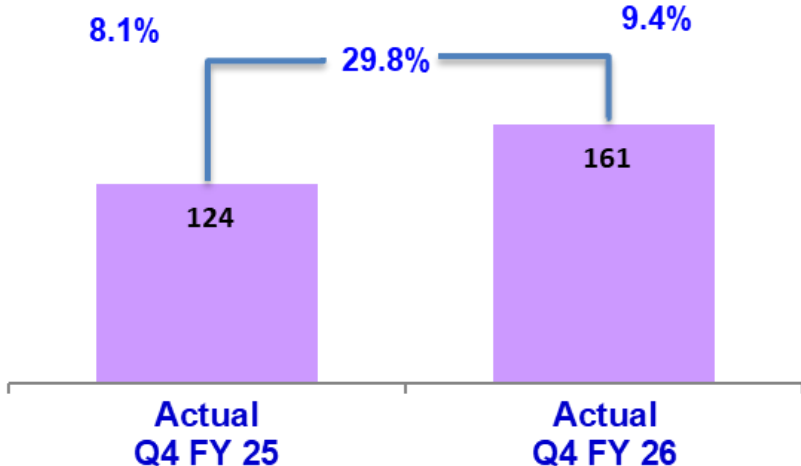
EBITDA



PBT



PAT



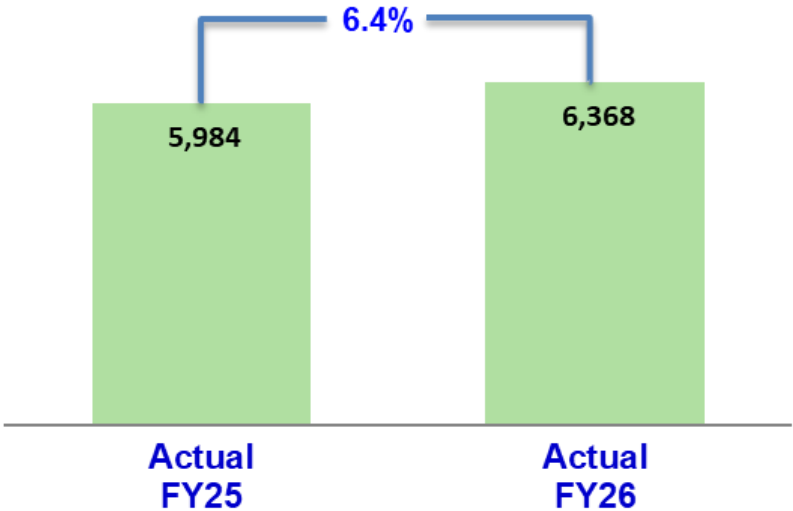


SFL Consolidated - Financial performance

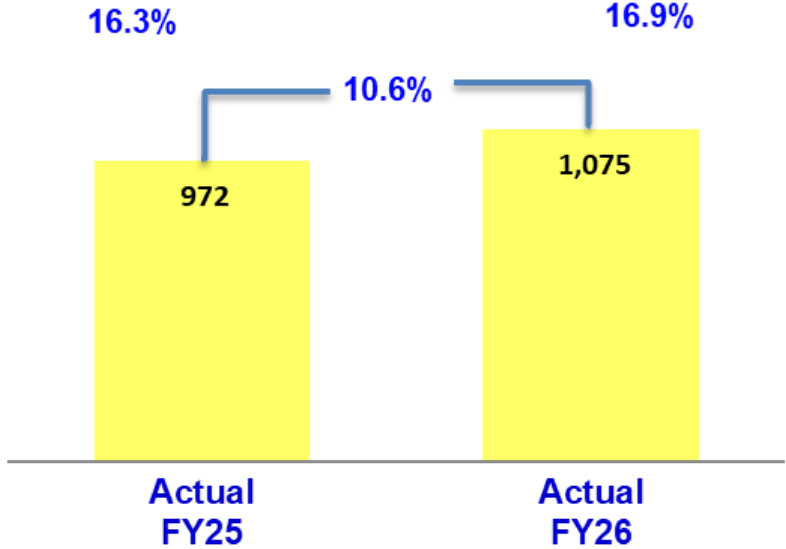
FY 26 Vs FY 25

₹ crores

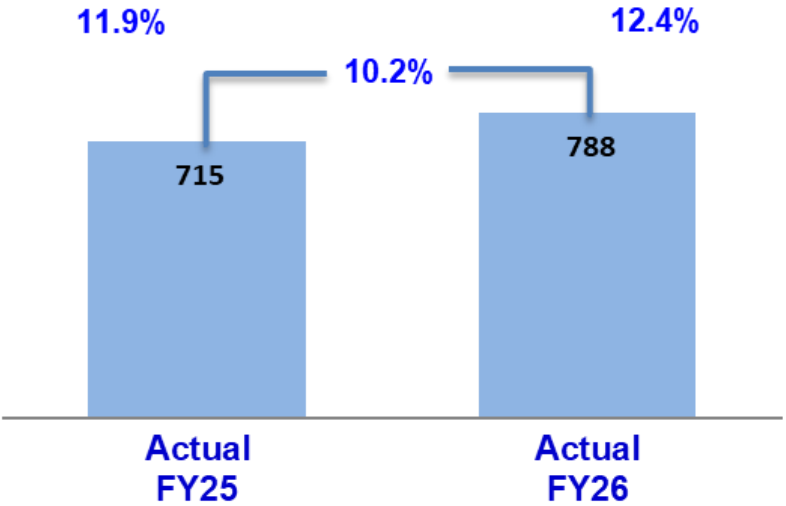
TOTAL REVENUE



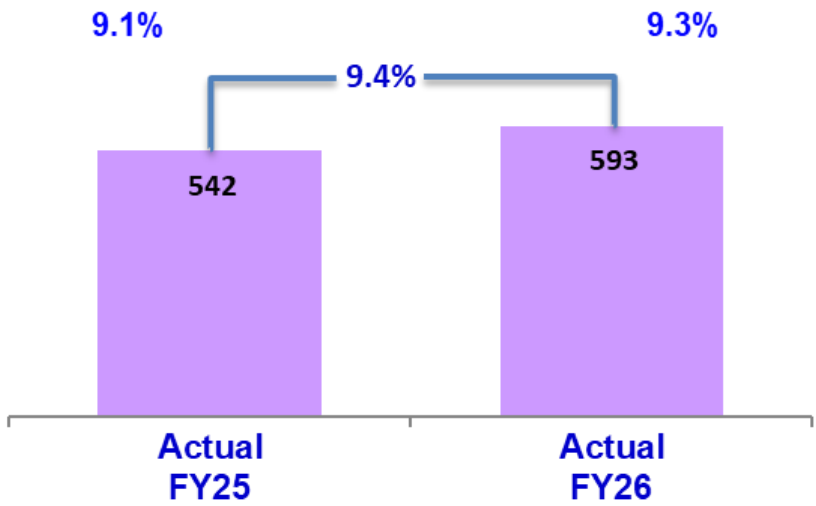
EBITDA



PBT



PAT





SFL Consolidated – Key results

Quarter ended March 31, 2026

Consolidated Financials

- Total revenue at Rs. 1,719.93 Crores
 - Profit before Tax (PBT) at Rs. 212.80 Crores
 - Profit after Tax (PAT) at Rs. 161.36 Crores
-
- The Company's consolidated revenue from operations posted for the quarter ended March 31, 2026, was at Rs 1,693.30 crores as against Rs 1,530.59 Crores in the previous year.
 - The consolidated net profit for the quarter ended March 31, 2026, was at Rs 161.36 crores as against Rs 124.49 crores during the previous year.
 - The consolidated earnings per share (EPS) for the quarter ended March 31, 2026 amounted to Rs. 7.68 and was Rs 5.92 in the corresponding period last year.



SFL Consolidated – Key results

Year ended March 31, 2026

Consolidated Financials

- Total revenue at Rs. 6,368.25 Crores
 - Profit before Tax (PBT) at Rs. 788.07 Crores
 - Profit after Tax (PAT) at Rs. 592.85 Crores
-
- The Company's consolidated revenue from operations posted for the year ended March 31, 2026, was at Rs 6,288.82 crores as against Rs 5,955.42 Crores in the previous year.
 - The consolidated net profit for the year ended March 31, 2026, was at Rs 592.85 crores as against net profit of Rs. 541.75 Crores in the previous year.



End of presentation